



5+



Návod na použitie

Drevený domček s garážou













Diely


Čísła dielov vám pomôžu
pri skladaní!

Čísła dielov




Počet kusov

75
dielikov

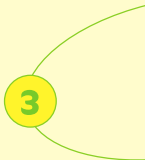


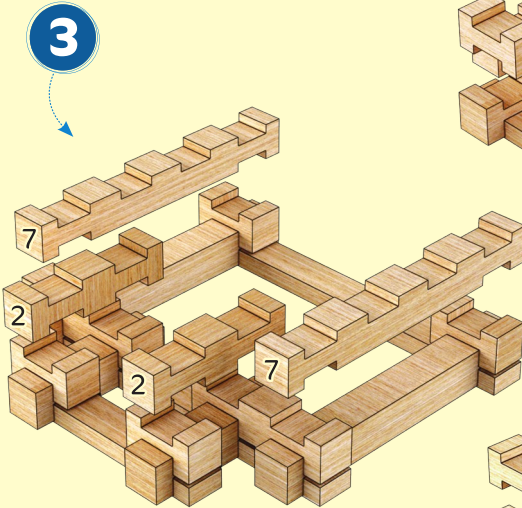


- | | | |
|----|---|----|
| 1 |  | 18 |
| 2 |  | 14 |
| 3 |  | 6 |
| 4 |  | 1 |
| 5 |  | 4 |
| 6 |  | 3 |
| 7 |  | 6 |
| 8 |  | 5 |
| 9 |  | 2 |
| 10 |  | 1 |
| 11 |  | 1 |
| 12 |  | 1 |




Začni od spodu
a postupne spájaj
diely jeden na druhý,
aby do seba pekne
zapadli!




Ak diely nejdú dobre spojiť, môžeš
ich jemne navlhčiť, budú lepšie
držať pokope!



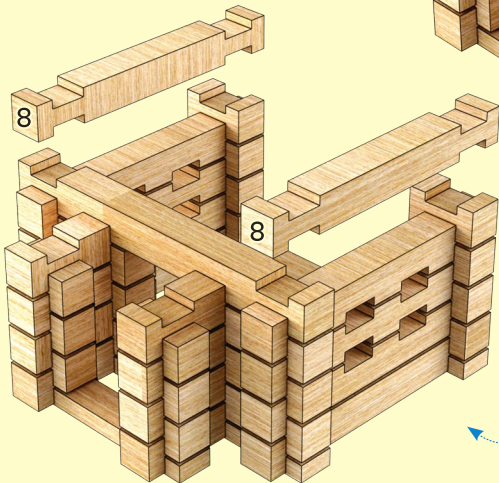
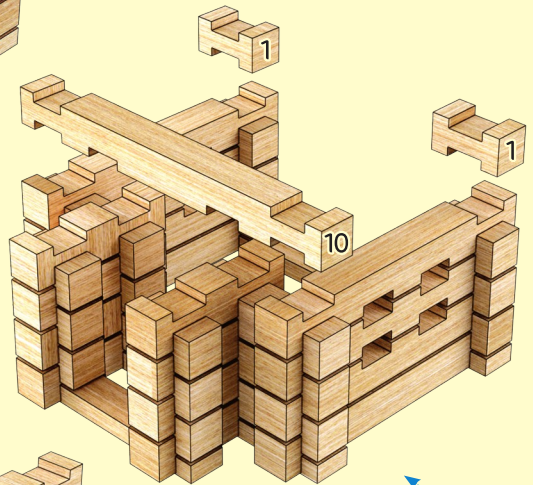
Domček s garážou



6



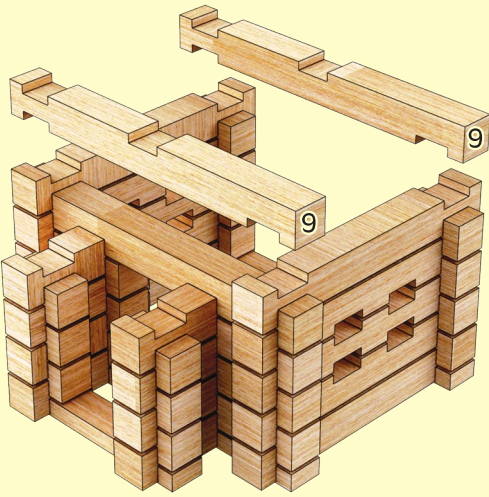
7




8

9


4



10




11



12



13



5


Domček s garážou


14



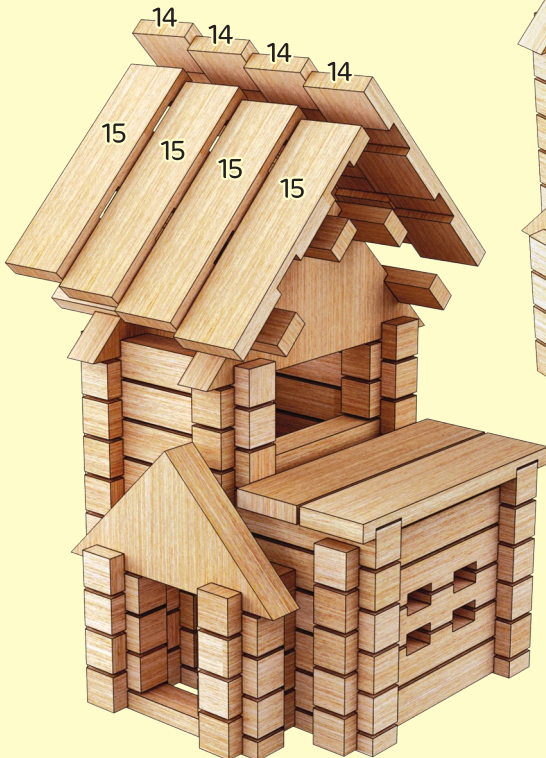
15

16

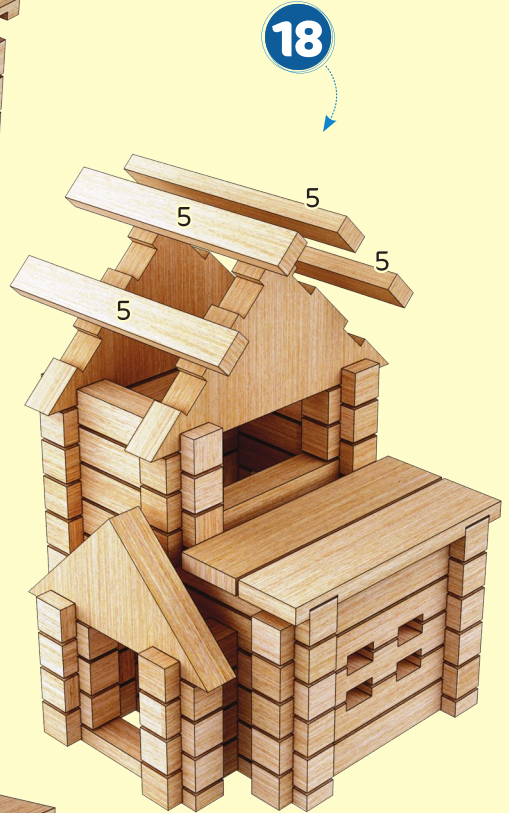




17



19



18